

Job _____

Metro® Mightylite™ Insulated Front-Load Pan Carriers



We put space to work.®

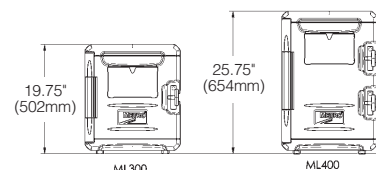
Specifications

- **Carrier Construction:** Lightweight, thermally insulated, impact absorbing, eco-friendly engineered plastic foam body and door made of expanded polypropylene (EPP). 2" (51mm) thick walls.
- **Door:** 270° swing flush, vaulted door with flexible integrated door seal and large 5.5" (140mm) x 8.5" (216mm) clear polyester label holder/whiteboard.
- **Hinge:** Integral to carrier body, with heavy-duty $\frac{5}{16}$ " (8mm) diameter stainless steel pin.
- **Travel Latch:** Heavy-duty elastomer travel latch, secured to body with $\frac{5}{16}$ " (8mm) diameter stainless steel pin. Removable without the use of tools.
- **Pan Slides:** Integral to carrier walls, spaced on 1½" centers.

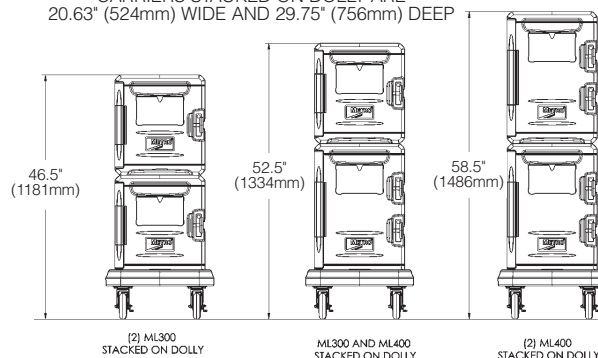
Accessories

- **Dolly (MLD1):** Constructed of heavy-duty high density polyethylene (HDPE) construction reinforced with aluminum caster channels. Designed to transport carriers or milk crates. Can be stored on top of carrier, strap included.
- **Thermal Partition (MLP1):** Lightweight, insulated EPP construction, helps avoid accelerated food temperature loss or gain inside partially full carriers, or used to separate hot and cold food in the same carrier.
- **Heater (MLH1):** Stainless steel, thermostatically controlled add-on carrier heater. Great for applications where carriers are frequently accessed or not 100% full, or simply when added heat is desired to keep food hotter, safer, and more appetizing.
- **Wire Caddy (MLC1):** Has multiple uses: can hold hot and cold packs to extend holding times, support disposable aluminum pans, or securely transport quart containers.
- **Carrying Strap (MLS1):** Heavy-duty, adjustable strap that can be reconfigured for one or two person carrying. Designed to work with top-load and front-load carriers.

CARRIERS ARE 17.25" (438mm) WIDE AND 27" (686mm) DEEP



CARRIERS STACKED ON DOLLY ARE 20.63" (524mm) WIDE AND 29.75" (756mm) DEEP



MLD1 Dolly (includes strap)



MLP1 Thermal Partition & MLC1 Wire Caddy inside ML300



MLH1 (120V), MLHX1 (240V) Heater



MLS1 Carrying Strap

Model	Description	Dimensions (W x D x H)		12" x 20" – GN 1/1 Pan Capacity			Food Capacity (approx.)	Shipping	
		(in)	(mm)	2.5" 65mm	4" 100mm	6" 150mm		Pkd. Wt.	Volume
ML300	4 Pan Front-load Pan Carrier	17.25 x 27 x 19.75	438 x 686 x 502	4	3	2	45 qts (42.5 L)	11.6 lbs. (5.3 kg)	5.7 ft³ (.16 m³)
ML400	6 Pan Front-load Pan Carrier	17.25 x 27 x 25.75	438 x 686 x 654	6	4	3	60 qts (56.8 L)	14.1 lbs. (6.4 kg)	7.3 ft³ (.21 m³)

ML300 & ML400 will also hold 1/3, 1/2, 2/3 fractional sized hotel/GN pans.

Note: Part number for carrier with red lid is indicated above. For alternate door color options, select part numbers from the color chart on page 1.

an Ali Group Company



The Spirit of Excellence



We put space to work.

Item # _____

Job _____

Metro® Mightylite™ Insulated Food Carrier Accessories

Dolly (MLD1)


Heavy-duty high density polyethylene (HDPE) construction fastened to 0.100" (2.5mm) thick aluminum caster channels with rugged 5/16" (8mm) stainless steel tie down anchors. Plate mounted casters, 2 swivel and 2 swivel with brakes. 5" (127mm) diameter donut neoprene wheels. Load capacity 350 lbs. (158kg) per dolly. Includes 1" (25mm) x 15' (457 cm) long cam buckle strap with hooks. Dolly is designed to transport carriers or milk crates. Stores on top of carrier to save space.



Cat. No.	Description	Dimensions (W x D x H)		Product Weight	Shipping Weight	Shipping Volume
		(in)	(mm)			
MLD1	Dolly for ML300, 400, 180, 180XL (Includes Strap)	20.7 x 29.8 x 9.5	524 x 756 x 241	19.0 lbs. (8.6 kg)	20.0 lbs. (9.1 kg)	3.5 ft³ (0.99m³)

Thermal Partition (MLP1)

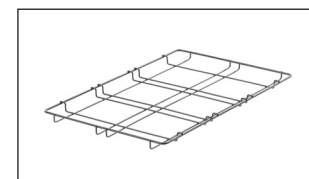
1.5" (38mm) thick insulated partition helps avoid accelerated food temperature loss or gain inside partially full carriers by minimizing empty space inside the carrier. Also use to separate hot and cold food in one carrier. Lightweight, insulated, durable expanded polypropylene (EFF) construction.



Cat. No.	Description	Dimensions (W x D x H)		Product Weight	Shipping Weight	Shipping Volume
		(in)	(mm)			
MLP1	Thermal Partition for ML300, 400, 180, 180XL	13 x 21 x 1.5	330 x 533 x 38	0.8 lbs. (0.4 kg)	1.5 lbs. (0.7 kg)	0.3 ft³ (0.01m³)

Wire Caddy (MLC1)

Can be used to hold hot and cold packs to extend holding times, as a support for disposable aluminum pans, or to organize and transport common items such as quart containers. Epoxy coated. One included with every front-load carrier.



Cat. No.	Description	Dimensions (W x D x H)		Product Weight	Shipping Weight	Shipping Volume
		(in)	(mm)			
MLC1	Wire Caddy for ML300, 400	13 x 21 x 1	330 x 533 x 25	1.3 lbs. (0.6 kg)	2 lbs. (0.9 kg)	0.3 ft³ (0.01m³)

All Metro Catalog Sheets are available on our website: www.metro.com



InterMetro Industries Corporation
North Washington Street, Wilkes-Barre, PA 18705
Product Information. U.S. and Canada: 1.800.992.1776
Outside U.S. and Canada: www.metro.com/contactus

L02-221
Printed in U.S.A. 1/19

Information and specifications are subject to change without notice. Please confirm at time of order.

Copyright © 2019 InterMetro Industries Corp.



Metro® Mightylite™ Insulated Food Carrier Accessories

13-62