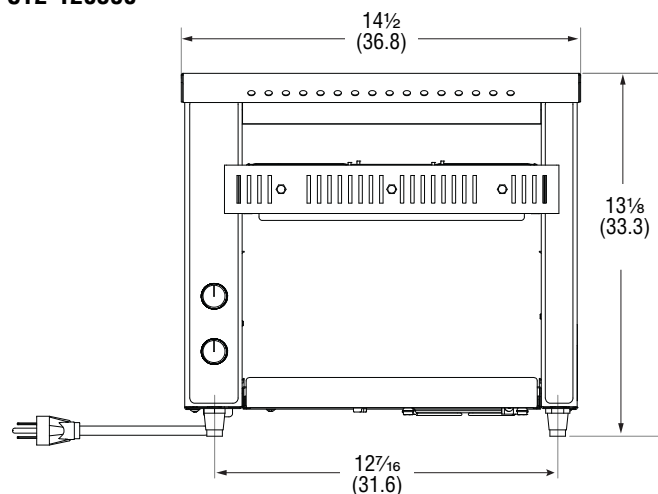
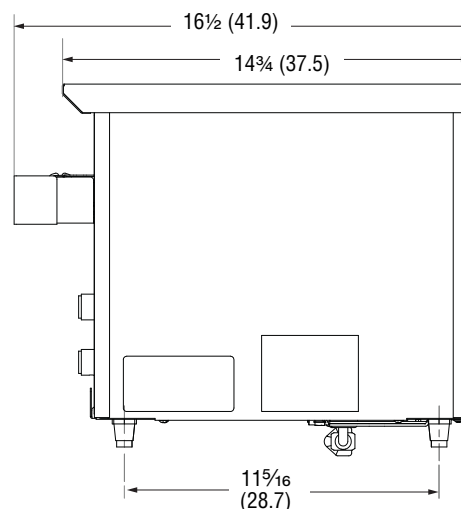
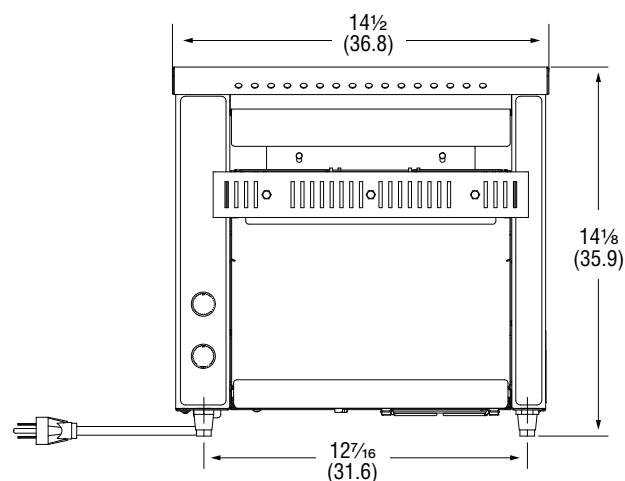


**CONVEYOR TOASTERS - 250-350 SLICES PER HOUR\* (MODELS JT1, JT1H)****DIMENSIONS** (Shown in inches (cm))**CT2-120350**

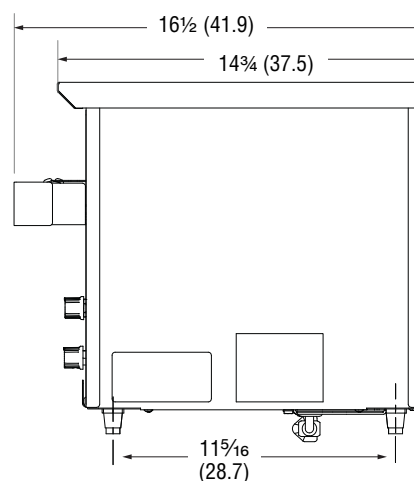
Front View



Side View

**CT2H-120250**

Front View



Side View

**SPECIFICATIONS**

Item No.	Model	Slices or Bun Halves per Hour* (Up To)	Product Opening In (CM)	Voltage	Watts	Amps	Hz	Weight LB (KG)	Plug	Receptacle
CT2-120350	JT1	350	1 3/8 (3.2)	120	1600	13.3	60	35 (15.9)	NEMA 5-15P	<div>120V</div> <div>NEMA 5-15R</div>
CT2H-120250	JT1H	250	1-2 1/8 (2.5-7.6)							

\* Slices per hour is based on maximum conveyor speed. Conveyor speed determines toasting time and affects color and texture of the toast. Results may vary based upon type of bread, color and texture preference.



Outperform every day.™

[www.vollrath.com](http://www.vollrath.com)**The Vollrath Company, L.L.C.**

1236 North 18th Street  
 Sheboygan, WI 53081-3201 U.S.A.  
 Main Tel: 800.624.2051 or 920.457.4851  
 Main Fax: 800.752.5620 or 920.459.6573  
 Customer Service: 800.628.0830  
 Canada Customer Service: 800.695.8560

Technical Services  
[techservicereps@vollrathco.com](mailto:techservicereps@vollrathco.com)  
 Toasters: 1-800-309-2250  
 All Other Products: 800.628.0832

# CONVEYOR TOASTERS

## OVERALL CONVEYOR TOASTER FEATURES AND BENEFITS:

- Forced convection toasting promotes uniform results and energy efficiency
- Most models have energy-efficient, fast-reacting quartz heaters
- Standby mode saves up to 75 percent energy during slow periods when unit is not in use and allows unit to quickly return to full power
- Variable speed control to achieve desired color
- Maintenance-free drive system; stainless steel drive chain does not require lubrication

## NEW Conveyor Toasters (JT1 & JT1H)

- Speed control only
- 2-slice, 10½" wide conveyor belt
- For low-volume and self-serve applications or when replacing pop-ups



JT1

ONE-SIDED  
TOASTING  
OPTION

ITEM #	FOOD PRODUCT TYPE	PRODUCT OPENING HEIGHT IN (CM)	VOLTAGE	OUTPUT	INTENDED OPERATION TYPE	ONE-SIDED TOASTING OPTION
<b>JT1</b>						
CT2-120350	Standard breads	1 ½" (3.8)	120	Up to 350 slices or bun halves per hour	Low-volume and self-serve applications or when replacing pop-up toasters	—
<b>JT1H</b>						
CT2H-120250	Standard breads, specialty breads, buns & bagels	2 ½" (6.4)	120	Up to 250 slices or bun halves per hour	Low-volume and self-serve applications or when replacing pop-up toasters	—

International models available - visit [vollrath.com/toasters](http://vollrath.com/toasters)

## NEW Conveyor Toasters (JT1B & JT1BH)

- Speed control only
- One-sided toasting option – toggle between full heat and one-sided top-heat toasting only for bagels or buns
- 2-slice, 10½" wide conveyor belt
- For low-volume and self-serve applications or when replacing pop-ups



JT1BH

ONE-SIDED  
TOASTING  
OPTION

ITEM #	FOOD PRODUCT TYPE	PRODUCT OPENING HEIGHT IN (CM)	VOLTAGE	OUTPUT	INTENDED OPERATION TYPE	ONE-SIDED TOASTING OPTION
<b>JT1B</b>						
CT2B-120500	Standard breads, buns & bagels	1 ½" (3.8)	120	Up to 500 slices or bun halves per hour	Self-serve or mid-size-volume applications, one-sided toasting option	✓
<b>JT1BH</b>						
CT2BH-120400	Standard breads, specialty breads, buns & bagels	1½"-3" (3.8-7.6), adjustable	120	Up to 400 slices or bun halves per hour	Self-serve or mid-size-volume applications, one-sided toasting option	✓

International models available - visit [vollrath.com/toasters](http://vollrath.com/toasters)